



Community Conversations The Future of Healthcare

Paul Horvath, MD, FACEP



Objectives



Discuss the development of the US healthcare system

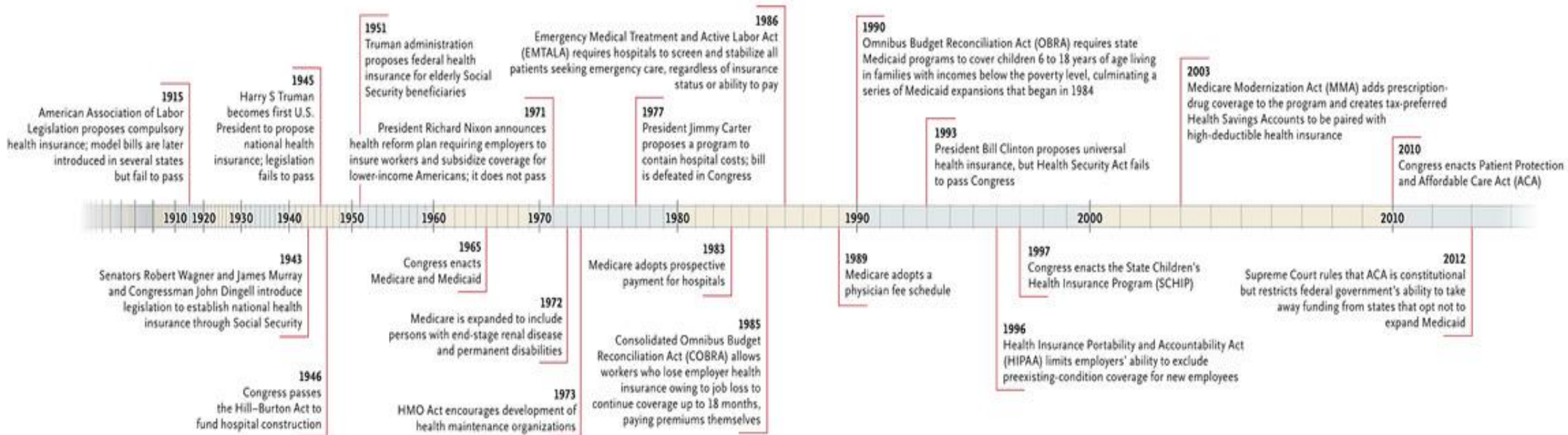


Understand the current state of healthcare as an industry in the US


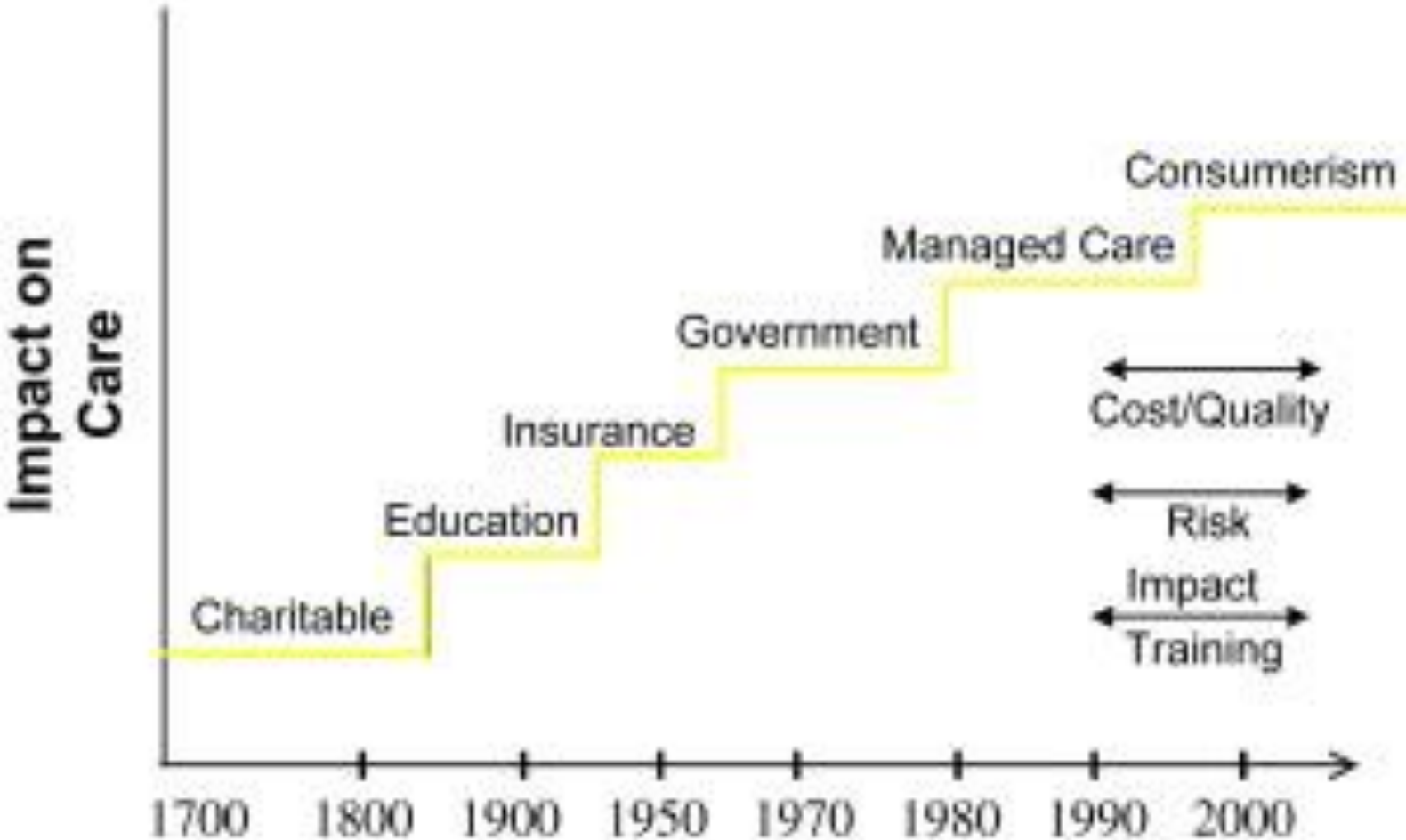


Consider possible future developments

Timeline — A Century of Health Care Reform in the United States.



Evolution of American Health Care







Pre WWII

1940s & 50s





1960s & 70s


1980s & 1990s



ER



1990s & 2000s

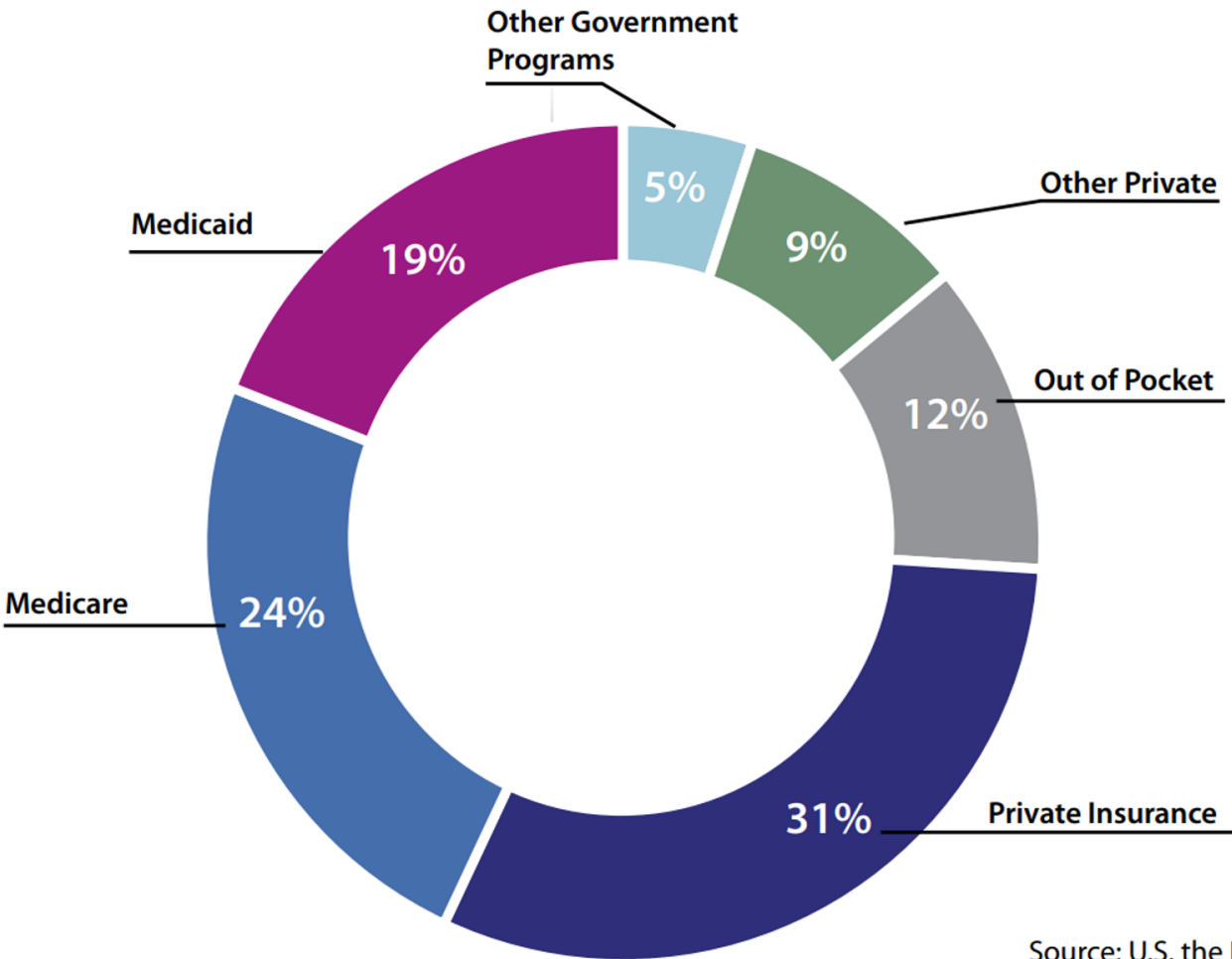


BREAK THE RULES. HEAL THE SYSTEM.

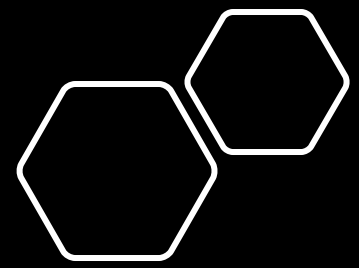
NEW AMSTERDAM

Today

The Nation's Health Care Dollar Fiscal Year 2022



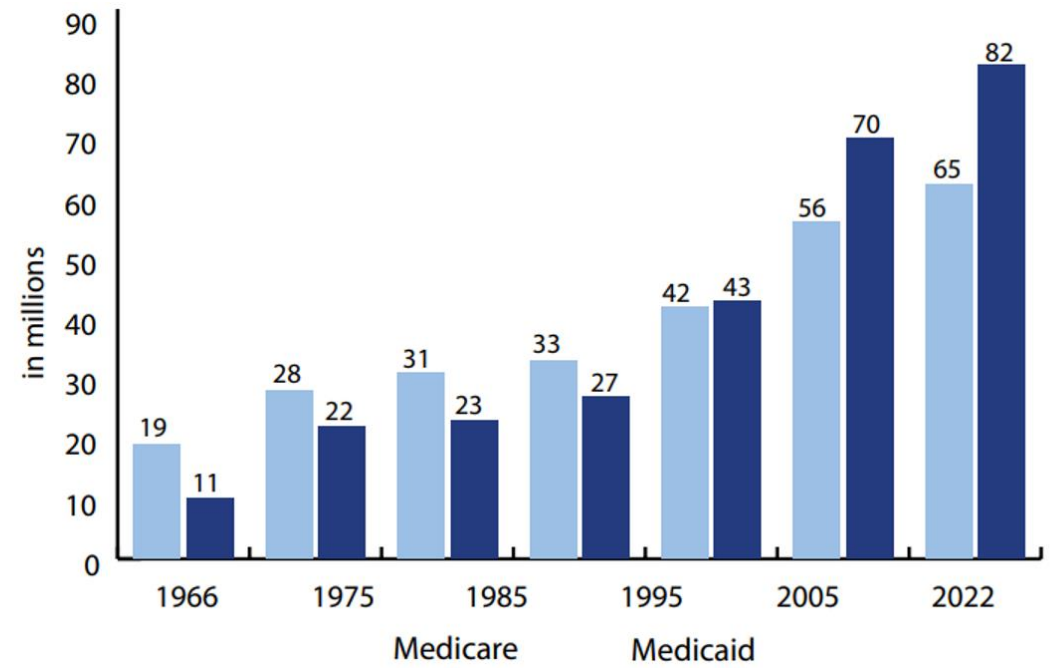
Source: U.S. the Department of the



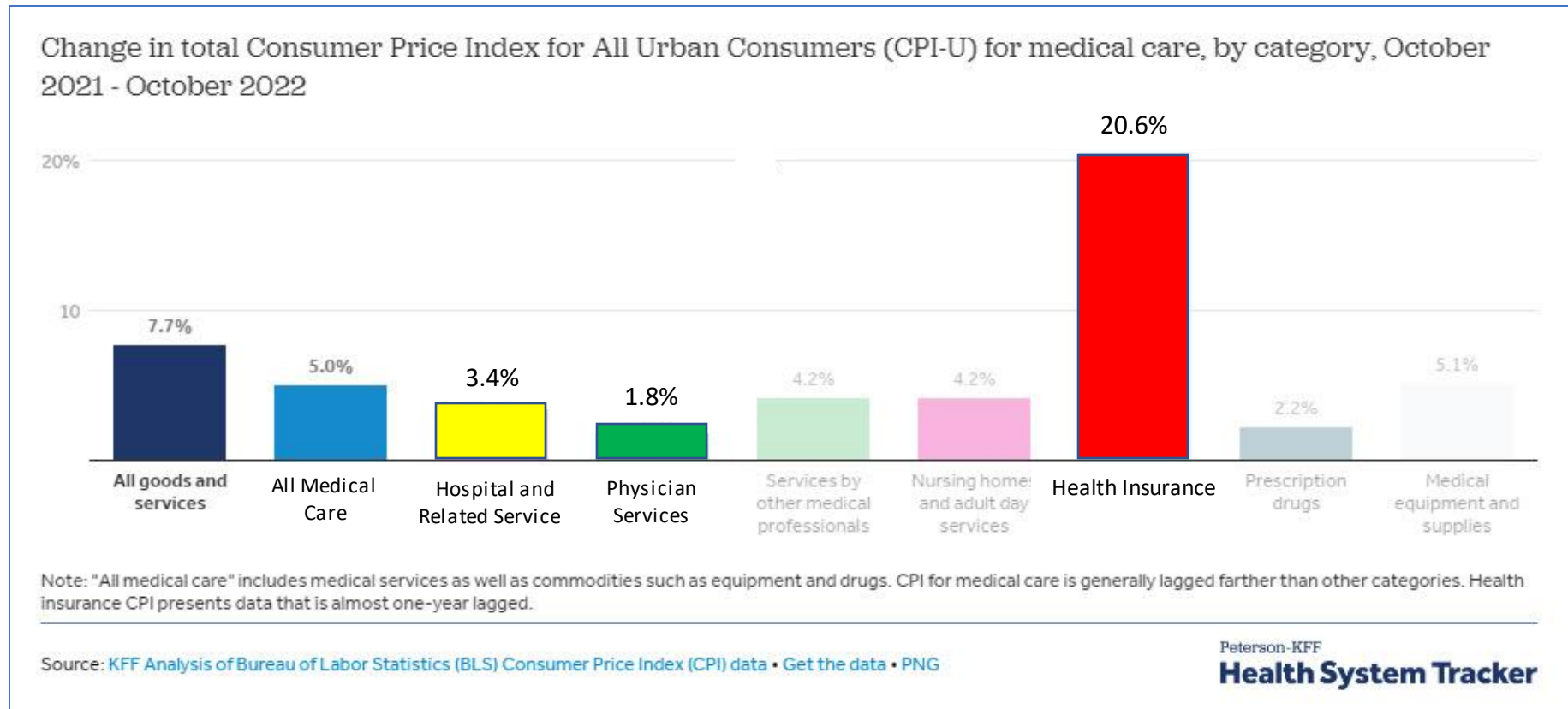
Medicare & Medicaid

2022 PROGRAM ENROLLMENT

CMS is one of the largest purchasers of health care in the world. Medicare, Medicaid, and Children's Health Insurance Program (CHIP) provide health care for one in four Americans. Medicare enrollment has increased from 19 million beneficiaries in 1966 to approximately 65 million beneficiaries. Medicaid enrollment has increased from 11 million beneficiaries in 1966 to about 82 million beneficiaries.



Premiums paid to health insurance companies rising.



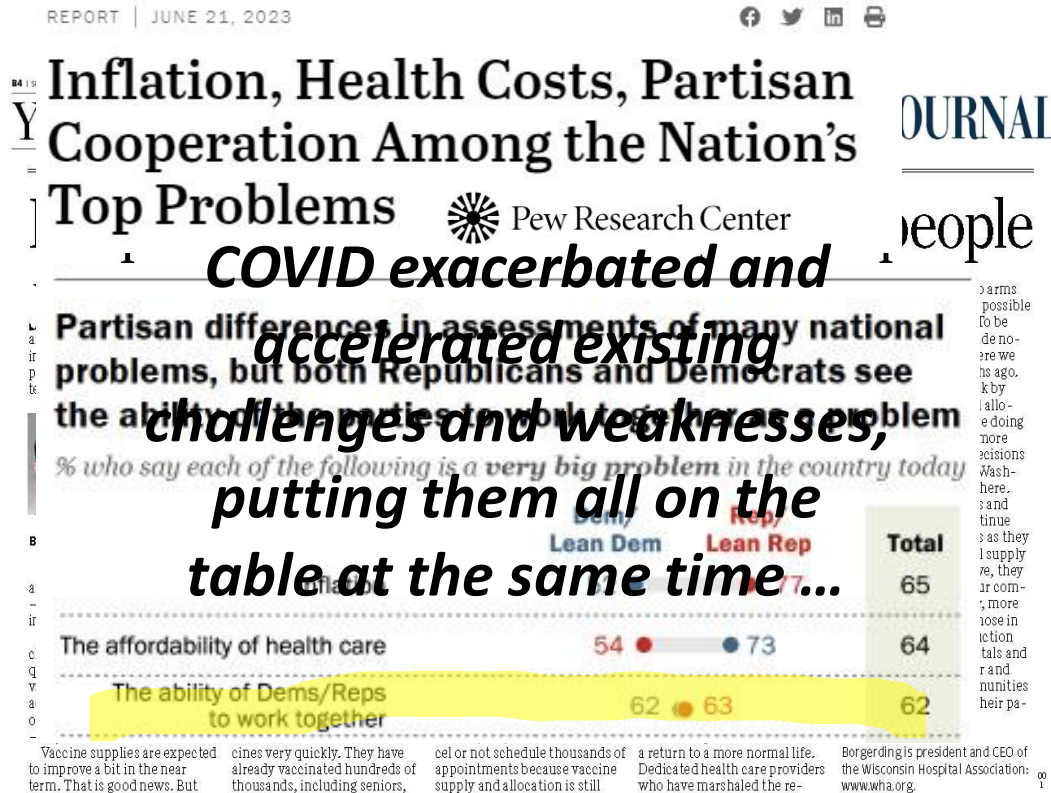
In 2022, the CPI for hospital and physician care rose 3.4% and 1.8% while health insurance prices rose a whopping 20.6% (KFF)

Delivering Care in a Challenging Environment

2023

Top Member Concerns

- Workforce
- Health care cost and inflation pressures
- Funding, reimbursement
- Long-Term Care
- Behavioral health
- Weakness of public health infrastructure
- Politics are even more partisan and divided



102
Nov-21

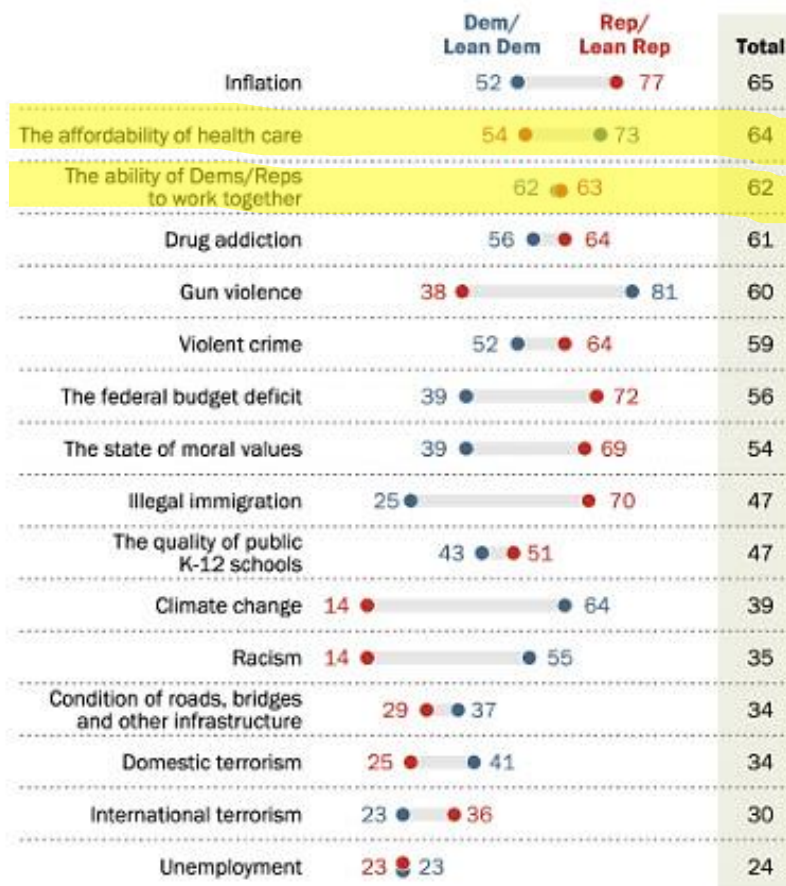
Health Care Stuck in the Middle of Competing Priorities, Politics and Agendas



Reduce
 “P
Reduce
 sy
Reduce
Reduce

Partisan differences in assessments of many national problems, but both Republicans and Democrats see the ability of the parties to work together as a problem

% who say each of the following is a very big problem in the country today



Source: Survey of U.S. adults conducted June 5-11, 2023.

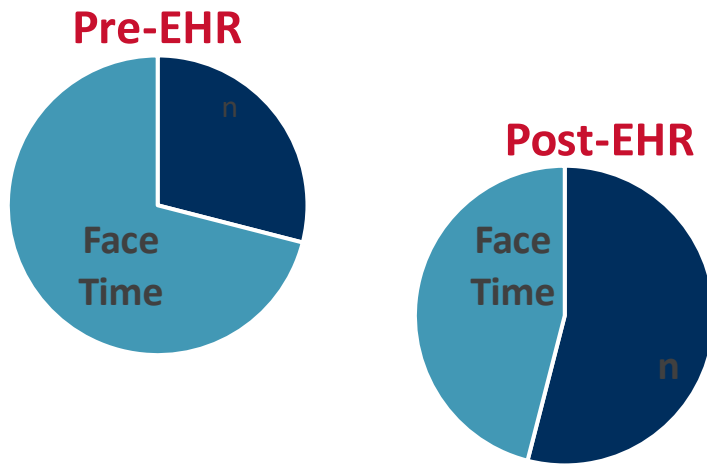
PEW RESEARCH CENTER



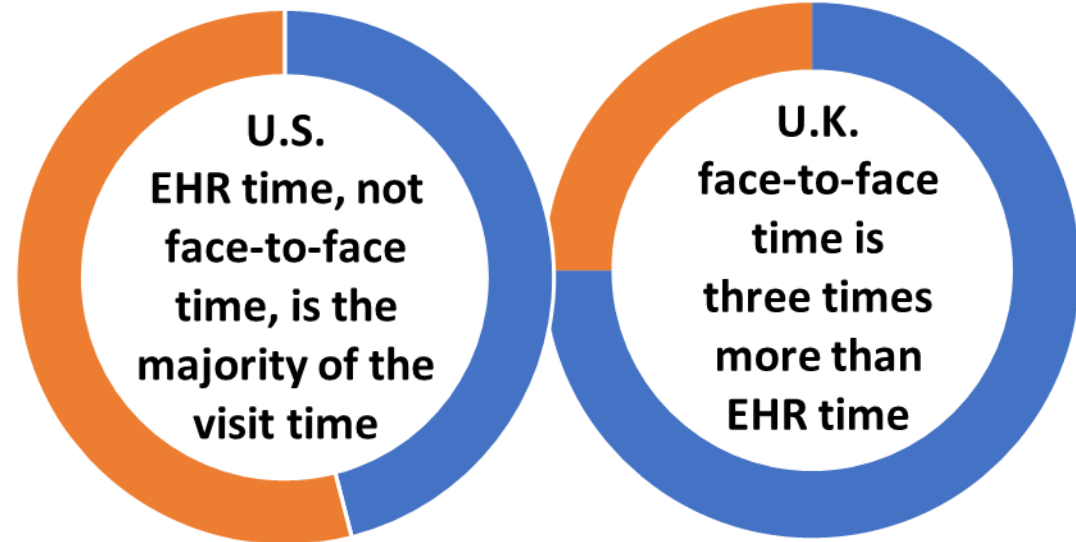
cess
for
ality
 in our
orkforce
ity safety net

Reduce Regulatory Burden

The conversion from paper to electronic requires more time from the workforce .



The average-size U.S. hospital devotes 59 FTEs to regulatory compliance.



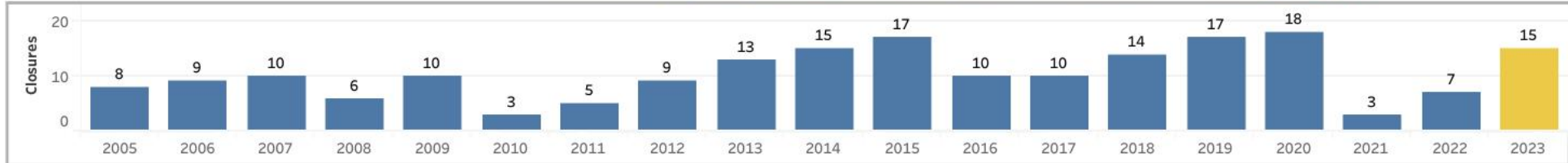

The entire UK visit is shorter than the time US physicians spend in the EHR.

Rural Hospital Closures Maps, 2005 – Present

- Closures by Era
- Closures by Medicare Payment Classification
- Closures by Rurality
- Complete vs Converted Closures
- Closures over time

Closure Year
All values

2023 closures are displayed in **yellow**, closures prior to 2023 are in **blue**.



Cost & Quality

Rhetoric VS Reality

WISCONSIN HOSPITALS LEAD THE WAY IN

HEALTH CARE VALUE



Wisconsin is Ranked:

-  **4th Largest Share of Five-Star Hospitals in the Country** | Wisconsin hospitals' have the fourth-most five-star rated hospitals in the country, according to the 2023 Overall Hospital Quality Star Ratings from the Centers for Medicare & Medicaid Services (CMS). Read more.
-  **Second Best in the Nation for Rural Hospitals** | Wisconsin's rural hospitals rank the second best in the country by the Medicare Beneficiary Quality Improvement Program and has been in the top 10 states in the country ever since 2015.
-  **Top Quartile in the Nation for Quality Care** | The federal Agency for Healthcare Research and Quality (AHRQ) ranks Wisconsin in the top quartile of states for quality healthcare.
-  **8th Lowest Cost of Care in the Nation** | Forbes magazine recently released data showing Wisconsin's overall cost of care is the 8th lowest in the country.
-  **7th Lowest in the Nation of Cost Deterring Patient Care** | According to United Health Foundation's America's Health Rankings, Wisconsin has the 7th lowest rate of patients who are deterred from seeking care due to cost.



Price Transparency

Wisconsin hospitals have led the nation in their willingness to share information on the cost, quality and safety of the care they provide in their communities – making Wisconsin a national model for health care transparency.

Since 2005, Wisconsin hospitals have voluntarily provided information to consumers through the Wisconsin Hospital Association Information Center's PricePoint tool on a per-facility, per-procedure basis for the most common services.

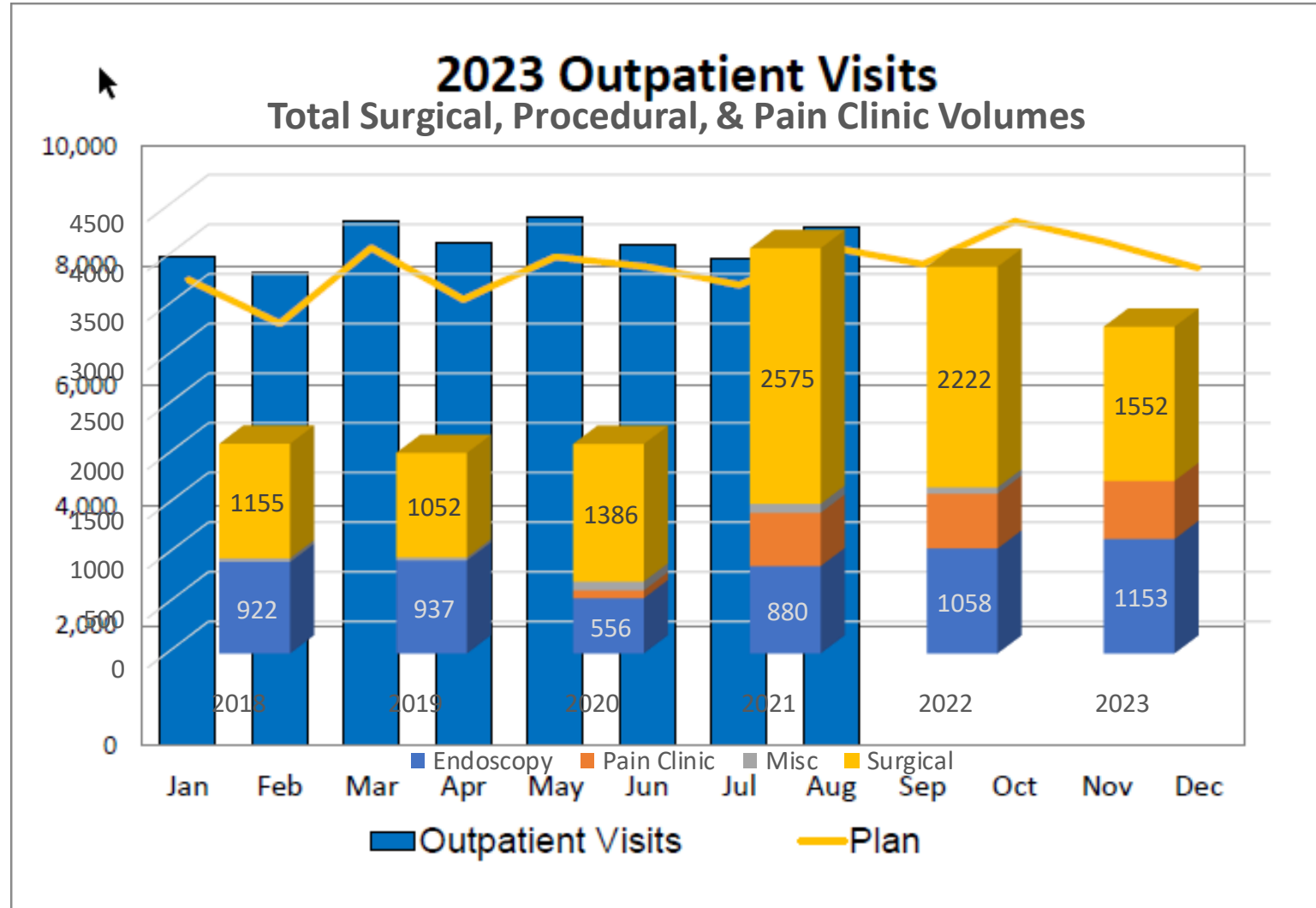
Zero
The number of Wisconsin hospitals cited by CMS for failure to comply with federal price transparency law


4.5/5 Stars
Wisconsin acute care hospitals average 4.5 stars out of 5 on the Turquoise Machine Readable File (MRF) Transparency Score website

100%
The percentage of Wisconsin hospitals with complete charge data on PricePoint

MCHS Red Cedar

- ✓ The Joint Commission Certified
- ✓ Level VI Trauma Certified
- ✓ CMS 5 Star
- ✓ Top 20 Critical Access – Chartis Center for Rural Health
- ✓ Magnet





Future



Themes

- Workforce
 - Team Based
 - Train or Recruit
- Consumerism
- Delivery System
 - Mergers
- Payment Models
 - Value Based
- Information Technology
 - Virtual

MCHS Red Cedar



- Outpatient
 - Primary Care
 - Growth in select services
- Hospital
 - Progressive Care
 - Inpatient & Transitional Care
 - Emergency Department
- Surgical & Procedural
 - Outpatient procedures

QUADRUPLE AIM



QUESTIONS & ANSWERS

